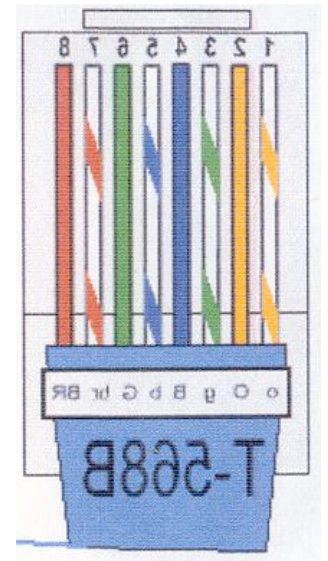



# AES over a standard CAT6 cable: Pinout

Pin Pair	Wire	Color
1 2	RX-Ring RX-Tip	white/orange orange
3 4	N/A TX-Ring	white/green blue
5 6	TX-Tip N/A	white/blue green
7 8	N/A N/A	white/brown brown




RJ-45 Plug

Pin 1



Clip is pointed away from you.



CAT6-AES wiring diagram			
RJ45 Pin	Wire Color	AES Channel	
1	White / Orange	1/2+	
2	Orange	1/2-	
3	White / Green	3/4+	
4	Blue	5/6+	
5	White / Blue	5/6-	
6	Green	3/4-	
7	White / Brown	7/8+	
8	Brown	7/8-	